



Catzeyes Driver Training

How the e-learning platform works:

Welcome to the platform:

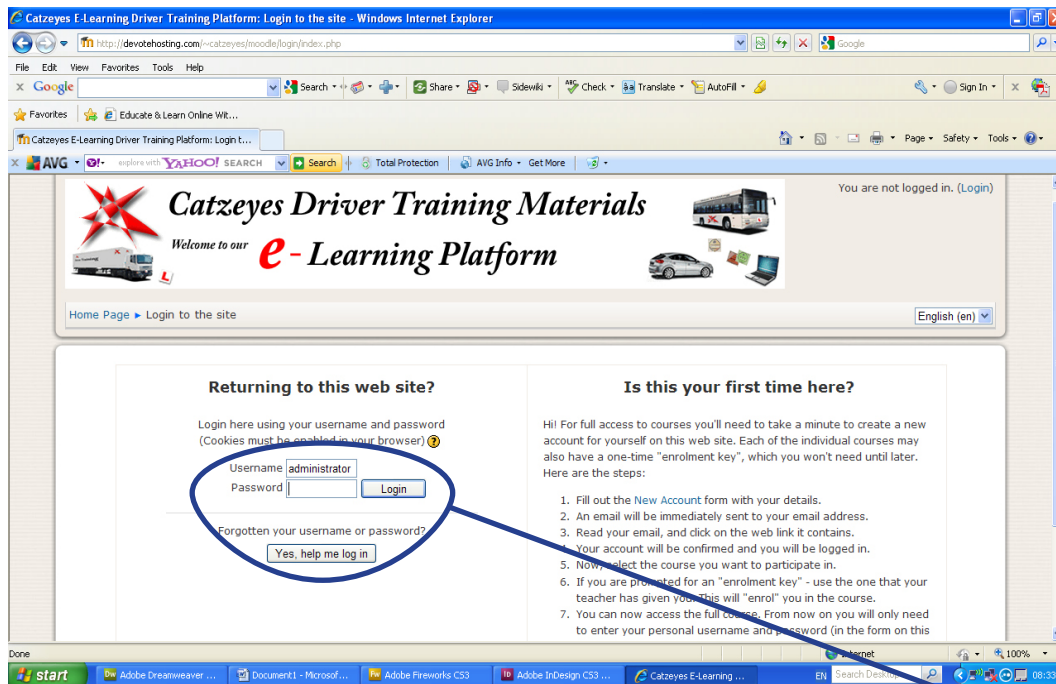
The screenshot shows the website interface with the following elements:

- Browser title: Driver Training Materials for Instructors - Windows Internet Explorer
- Address bar: C:\Documents and Settings\Stephenbe\My Documents\Catzeyes-website\Website-pages\index.html
- Navigation tabs: Home, LGV / HGV, ADI / PDI, Fire Service, Military, Contact
- Section: "Driver Training Materials" with sub-sections: LGV PST Manual, Car PST Manual, Car Driving Lesson Plans, Fire Brigade Lesson Plans, Military Driving Lesson Plans
- Text: "Catzeyes e-learning Driver Training Platform" and "Click here to login"
- Text: "Students click here" (circled in red)
- Text: "Click here to login" (circled in blue)
- Text: "Distance Learning Courses:" followed by a paragraph describing the service.

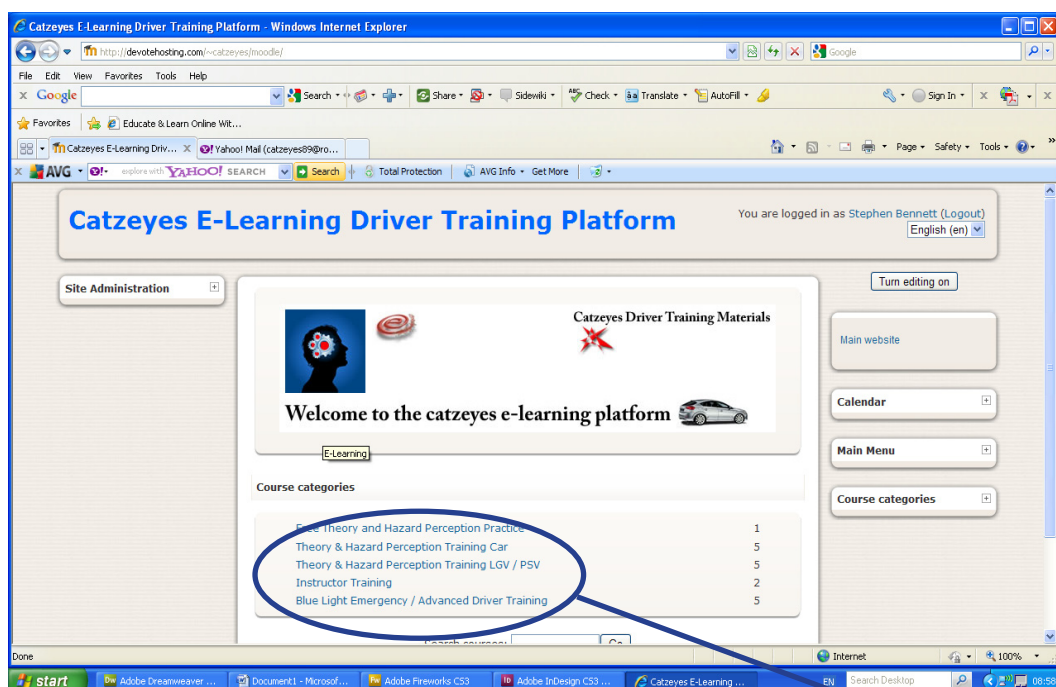
To get started:

Please click one of the two links shown above:

This will take you to the e-learning login page.



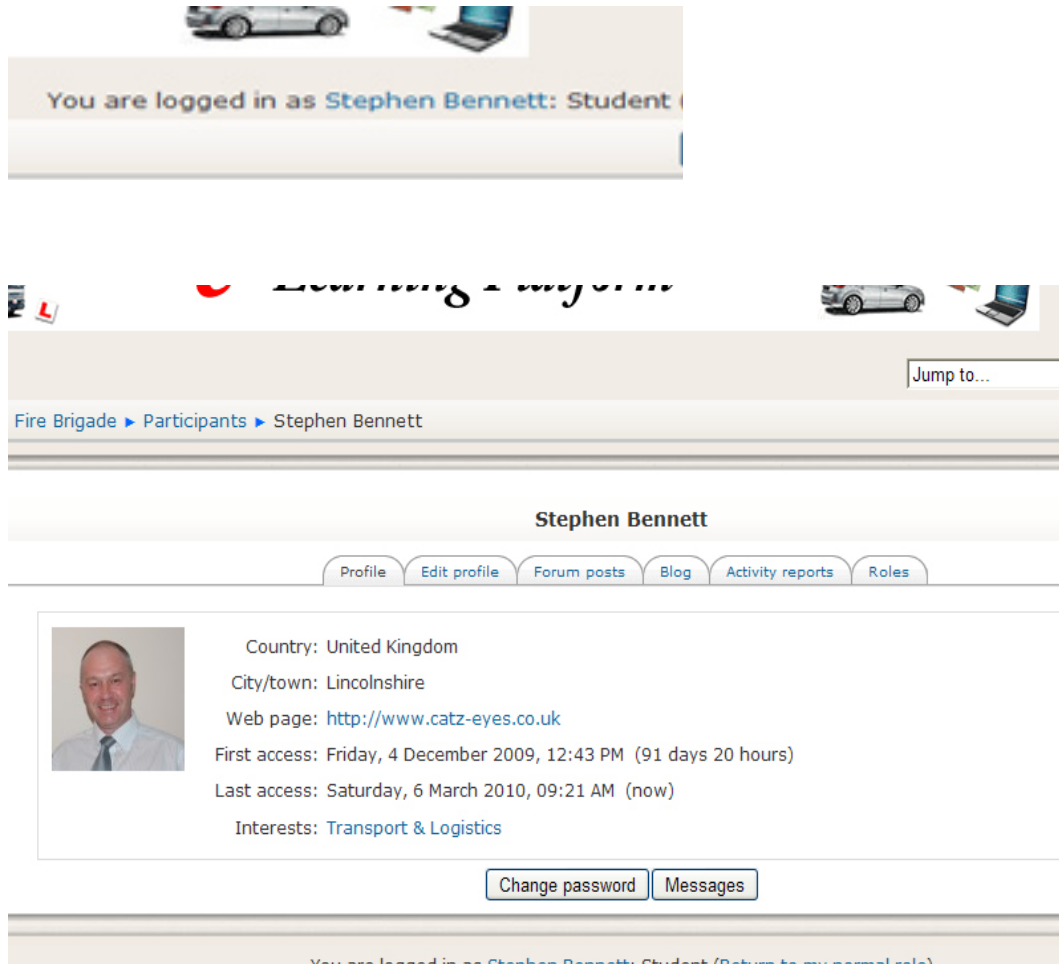
- You will now be faced with the above screen and asked to register
- Please register with the site as a new user.
- Once you have registered, you will then be forced to change your password to a memorable password



- You will now see this page - select your course from the list

Features you can use within the site:

1. Click your name (top right corner of the page) and you can edit your own profile page:



The screenshot shows a user interface for a profile page. At the top, a notification bar states "You are logged in as Stephen Bennett: Student". Below this is a navigation bar with a search box containing "Jump to...". A breadcrumb trail reads "Fire Brigade > Participants > Stephen Bennett". The main heading is "Stephen Bennett". Below the heading is a row of tabs: "Profile", "Edit profile", "Forum posts", "Blog", "Activity reports", and "Roles". The "Profile" tab is selected. The profile information includes a profile picture of a man in a white shirt and tie. To the right of the picture, the following details are listed: "Country: United Kingdom", "City/town: Lincolnshire", "Web page: <http://www.catz-eyes.co.uk>", "First access: Friday, 4 December 2009, 12:43 PM (91 days 20 hours)", "Last access: Saturday, 6 March 2010, 09:21 AM (now)", and "Interests: [Transport & Logistics](#)". At the bottom of the profile section are two buttons: "Change password" and "Messages". At the very bottom of the page, a footer bar repeats the login information: "You are logged in as Stephen Bennett: Student (Return to my normal role)".